



Yr.5/6 Harlequin Home Learning

Hello Harlequin. Please give as much a go as you can. You have all been working so hard at school recently, please continue with your Spikey attitude at home .

Please see below the tasks we would like your child to work on this week. If you have any problems, please remember that you can email at ask@priestley.wilts.sch.uk during school hours.

Please note that any links to internet sites and YouTube videos need to be supervised by an adult, and they may contain adverts. To ensure that your child knows how to keep safe in the internet please go to the website <https://www.thinkuknow.co.uk/>.

You do not need to pay for any of the sites we are suggesting.

Maths

Use the BBC Bitesize link to help you with money.

<https://www.bbc.co.uk/bitesize/topics/zp8dmp3>

Wednesday 6th January 2021
WALT: Recognise coins and notes.

★	£1	
	£2	
	£5	
	£10	
	£20	



Adding Coins Activity Sheet

Using four different coins each time, how many totals can you make?
Write them down in the box at the bottom.



Example:

$$\textcircled{1\text{p}} + \textcircled{5\text{p}} + \textcircled{2\text{p}} + \textcircled{10\text{p}} = 18\text{p}$$

Friday 8th January 2021
WALT: Add the coins and notes in the jar.











Monday 11th January 2021
WALT: Identify 2D and 3D shapes.

Use the BBC Bitesize link to help you.
<https://www.bbc.co.uk/bitesize/topics/zjv39j6>

Identify 2D and 3D shapes

Using the word bank, write the correct name of each 2D and 3D shape below.

			
<input type="text"/>	<input type="text"/>	<input type="text"/>	<input type="text"/>
			
<input type="text"/>	<input type="text"/>	<input type="text"/>	<input type="text"/>

sphere

cone

cuboid

square

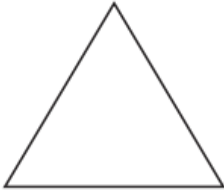
cube

triangle

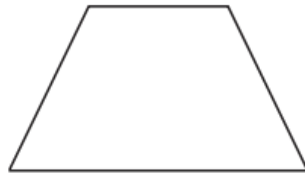
rectangle

circle

Tuesday 12th January 2021
WALT: Count the sides on 2D shapes.



Number of sides _____



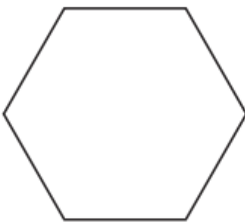
Number of sides _____



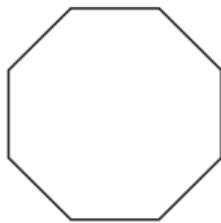
Number of sides _____



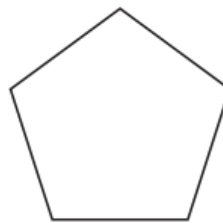
Number of sides _____



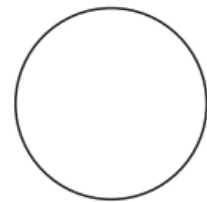
Number of sides _____



Number of sides _____



Number of sides _____



Number of sides _____

Vertices

Learn all about vertices, what they are, and how they are used in maths. A vertex is where two lines or edges meet.



Write the shape names in the boxes underneath each window. Some boxes will have more than one shape.

1 side	2 sides	3 sides	4 sides	5 or more sides



_ _ x a _ _



_ i _ _ l e



_ e n _ _ g _ _



_ r _ _ g _ _



_ e _ t _ _ g _ _



_ _ u _ r _



_ c _ _ g _ n



_ h _ m _ _ s












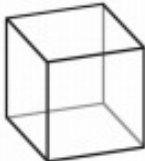


_ v _ l



_ i _ e

0 vertices	3 vertices	4 vertices	5 vertices	6 or more vertices

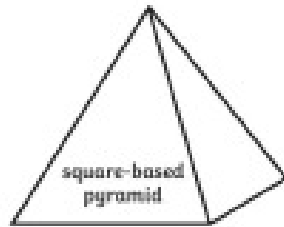
Thursday 14th January 2021
WALT: Identify the properties of 3D shapes.

twinkl.co.uk					
It looks like...	It looks like...	It looks like...	It looks like...	It looks like...	It looks like...
					
It has... <input type="checkbox"/> edges <input type="checkbox"/> vertices <input type="checkbox"/> faces	It has... <input type="checkbox"/> edges <input type="checkbox"/> vertices <input type="checkbox"/> faces	It has... <input type="checkbox"/> edges <input type="checkbox"/> vertices <input type="checkbox"/> faces	It has... <input type="checkbox"/> edges <input type="checkbox"/> vertices <input type="checkbox"/> faces	It has... <input type="checkbox"/> edges <input type="checkbox"/> vertices <input type="checkbox"/> faces	It has... <input type="checkbox"/> edges <input type="checkbox"/> vertices <input type="checkbox"/> faces
					
sphere	pyramid	cone	cube	cuboid	cylinder

Friday 15th January 2021

I know what the properties of 3d shapes are.

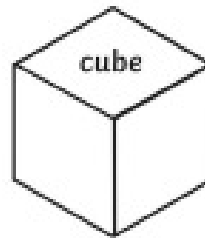
3D Shapes



edges _____

faces/surfaces _____

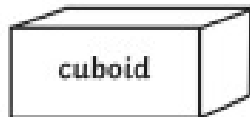
vertices _____



edges _____

faces/surfaces _____

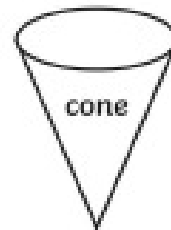
vertices _____



edges _____

faces/surfaces _____

vertices _____



edges _____

faces/surfaces _____

vertices _____



edges _____

faces/surfaces _____

vertices _____



edges _____

faces/surfaces _____

vertices _____

Reading

Make sure that children are continuing to read every day at home. They can read to an adult at home or their siblings. Make sure that you are also discussing what they have read and asking them questions to see how much they have understood of the story.

Useful links:

Please see the Useful Links document which contains our reading.

If you are not sure of your child's book band, please look in their reading log or contact ask@priestley.wilts.sch.uk

Reading

Wednesday 6th January 2021

Hide and Seek

10 I didn't mean to bring a dinosaur home and I
21 didn't mean to keep him under my bed; it sort of
30 just happened. I couldn't leave him in the garden
41 and Mum would have seen him if I'd put him in
51 the bath tub... but now I've got a dinosaur under
62 my bed and I don't quite know what to do with
71 him. He's very friendly. He doesn't smell too bad
80 either. Mum might just think I've left my dirty
90 socks on the floor. I hope she doesn't go looking
101 for them... I'm not sure what she'll do if she looks
113 under the bed but I am sure that I don't want to
119 be at home when she does...



Quick Questions



1. Where is the dinosaur being kept?



2. Why doesn't the boy want to be home if mum looks under the bed?



3. What do you think might happen next?



4. Find and copy two adjectives from the text.

Mary Anning's Diary

- 2** Dear diary,
- 12** As I walked down the beach in Dorset with my
- 20** brother Joe, something odd caught his eye. When
- 30** we looked closer, we could see it was a skull
- 40** sticking out of a rock. I got my hammer and
- 49** started to chip away at the rock until we
- 57** uncovered a skeleton. It looked like a crocodile
- 68** but I later found out that we had found the very
- 79** first fossil of a dinosaur that lived in the sea. I
- 88** am going to go fossil hunting every day now
- 99** with my dog, Tray. I cannot wait to see what I
- 101** will find.
- 104** Love from Mary.



Quick Questions



1. Number these facts from 1 to 3 to show the order they appear in the text.

- ☐ Mary got her hammer.
- ☐ Mary and Joe walked down the beach.
- ☐ They uncovered a skeleton.



2. What do you think Mary and Joe did with the fossil?




3. Why might Mary be excited to find more fossils?



4. What was Mary's dog called?

Terrific T-Rex

9 The T-Rex was one of the largest and most powerful
16 meat-eating dinosaurs that has ever lived on our
26 planet. Standing up to a huge six metres tall and
36 at up to twelve metres long, the T-Rex moved
44 quickly with its strong and powerful thighs.
51 Their powerful jaws meant that they could eat
61 their prey in one bite. The T-Rex had quite a large
71 brain and this helped it to hunt better. The T-Rex
80 lived in the forests and river valleys of North
87 America before becoming extinct around sixty-
95 five millions years ago but nobody can agree for
103 sure why all dinosaurs suddenly became extinct
108 at this time.



Quick Questions



1. How tall can a T-Rex grow?



2. Why might a larger brain help a T-Rex to hunt better?



3. Find and copy two adjectives to describe a T-Rex's thighs.



4. Number these facts from 1 to 3 to show the order they appear in the text.

- ☐ The T-Rex is a meat-eating dinosaur.
- ☐ The T-Rex lived in North American forests.
- ☐ Dinosaurs suddenly became extinct.

House For Sale

8 Good news! A beautiful cottage in the Forbidden
19 Woods has just been put up for sale with a tall,
27 slanted roof, which is dripping with white icing.
36 This house is perfect for hungry buyers who like
45 to have their house and eat it! Colourful, sticky
54 sweets decorate the front of the building and the
61 chimney is made from a crumbling, chocolate
68 wafer. The huge, tasty garden boasts delicious
76 lollipop trees and a river of runny, flowing
77 chocolate.

83 **Please note:** This house may melt
90 on a sunny day so viewing in
93 winter is recommended!



Quick Questions



1. Why might the house melt on a sunny day?



2. Number the house's features from 1 to 3 to show the order that they are mentioned in.

- _____ lollipop trees
- _____ tall, slanted roof
- _____ sticky sweets as decorations



3. Which two words does the author use which mean 'something which is nice to eat'?



4. Where is the cottage located?

The Glenfall Gazette

3 There is great
6 happiness in the
9 kingdom of Glenfall
13 today as the prince
17 has found the woman
21 of his dreams. Prince
24 Charming, who still
29 lives at home in the
38 palace with his parents, went from door to door
48 yesterday in search of the lady who lost her glass
57 slipper at the Midnight Ball. After a long and
64 tiring day, he found Cinderella, aged twenty-
73 four, at the home of her wicked stepmother. The
82 slipper fit her perfectly. To celebrate the good
92 news, there will be a national holiday for all of
102 the people in the city and there will be grand
105 parties all around.



Quick Questions

1. Why was the Prince's day long and tiring?



2. How old was Cinderella?



3. What do you think that the prince and Cinderella might do next?



4. *'In search of the lady...'* What does 'search' mean in this sentence?



Troll's Troubles

2 Dear diary,
11 I love my little house underneath the bridge in
21 the valley but I get very grumpy when I hear
30 grubby, little goats trotting over the top of it
39 when I am trying to sleep. One morning, three
48 goat brothers made a plan to cross my bridge;
58 they knew it would make me cross. One at a
66 time, they bashed their hooves across the bridge.
77 When I went outside to tell them to be quiet, the
87 biggest goat pushed me with his horns and I fell
98 off the bridge into the river. I was furious! I think
103 I'm going to move house.
106 Dave the Troll



Quick Questions

1. Why does the troll get grumpy when people cross the bridge?



2. Number these events from 1 to 3 to show the order they happened in.



_____ The troll decided to move house.

_____ The three goats made a plan.

_____ The biggest goat pushed the troll.

3. Where does the troll live?



4. Find and copy two adjectives in the text which mean the same as 'angry'.



Thursday 13th January 2021



Wanted!

8 Have you seen this dangerous criminal? Known as
16 'Wolf', this sneaky creature gobbles up old ladies
24 and dresses up in their pink, flowery nightgowns.
32 Last seen at Grandma's lovely cottage in the
41 woods, Wolf hid in her bed beneath the covers.
50 He wore a white bonnet and small, round glasses
62 at the end of his nose but he may not be wearing
71 them now. Watch out for his sharp, pointed teeth
81 and thick, grey fur. He is roughly two metres tall.
91 If you see Wolf, do not approach him; phone the
94 police straight away.

Quick Questions



1. Why might Wolf not be wearing those clothes now?



2. Which word does the author use which means the same as 'eats'?



3. Where did Wolf hide?



4. Where might Wolf have gone?

Friday 14th January

A Postcard from Mo Farah

2 Hello Dad,
11 I'm writing to you from my running camp in
19 Africa. We have been training hard and working
29 up a real sweat. It is important that we work
42 hard to keep fit so that we can be the best in
50 the race; that includes making sure that we are
58 eating healthy foods to keep our bodies strong.
67 For breakfast today, I had a bowl of porridge
78 with a banana on top. For lunch, I ate a jacket
87 potato with beans and a salad. For my evening
96 meal tonight, I'm going to be having chicken
103 with pasta and vegetables. I love eating healthy
114 food because it keeps me fit and lets me run for
115 longer.



Quick Questions



1. Match the name of the meal to what Mo ate for it.

Breakfast	chicken, pasta and vegetables
Lunch	porridge with a banana on top
Evening Meal	jacket potato with beans



2. Why does Mo want to be the best in the race?

3. '...it keeps me fit' In this sentence, what does 'fit' mean?



4. What else might Mo do to keep his body healthy?



We're All Wonders


By

R.J.Palacio

Monday 10th January 2021 – Before you read the book...

WALT: Answer questions about the front cover.

What is the book called?



Who is the author?

Who are the characters?

I think....

Where is the story set?

I wonder...

I know...

Tuesday 11th January
WALT: Predict what is going to happen in the story by looking at the front cover.

This image shows a single sheet of white paper with horizontal ruling lines. The lines are evenly spaced and run across the width of the page. There are no margins, text, or other markings on the paper.

Wednesday 12th January 2021

WALT: Design a new front cover for “We’re All Wonders” using yesterday’s predictions.

Thursday 13th January 2021

WALT: Draw and write a new blurb for “We’re All Wonders” by using your new book cover.

(The blurb is the sentences on the back to encourage people to read the book).

Friday 14th January 2021

Listen to and read the story.

<https://www.youtube.com/watch?v=IWUoaAtXGE>

We're All Wonders by R.J.Palacio

I Know I'm not an ordinary kid.
Sure, I do ordinary things,
I ride a bike.
I eat ice cream.
I play ball.
I just don't look ordinary.
I don't look like other kids.
My mom says I'm unique.
She says I'm a wonder.
My dog, Daisy agrees!
But some people don't see that I'm a wonder.
All they see is how different I look.
Sometimes they stare at me.
They point or laugh.
They even say mean things behind my back.
But I can hear them.
It hurts my feelings.
It hurts Daisy's feelings, too.
When that happens, I put on my helmet.
I put Daisy's helmet on, too.
And then we...
BLAST OFF!
Up! Up! Up!
Up through the clouds...
across the galaxy...
... all the way to Pluto!
We say hello to old friends.
From far away, the Earth
looks so small. I can't see
any people. But I know
they're there.
Billions of people.
People of all different
colors. People who walk
and talk differently.
People who look different
Like me!
The Earth is big enough for
all kinds of people.
I know it can't change the way I look.
But maybe, just maybe...
... people can change the way they see.
If they do, they'll see that I'm a wonder.
And they'll see that they're wonders too.

We're all wonders!

"Look with kindness and you will always find wonder"

I know I can't change the way I look.

BUT maybe, just maybe, people can
change the way they see.

Useful links for reading

The ultimate storyteller! On his website, he has dozens of videos of him telling stories.

<https://www.michaelrosen.co.uk/videos/>

The BBC iPlayer has a whole range of past bedtime stories.

<https://www.bbc.co.uk/iplayer/episodes/b00jdlm2>

A brilliant list of books when looking for recommendations!

<https://www.booktrust.org.uk/books-and-reading/our-recommendations/100-best-books/>

Oxford Owls - All the eBooks are free to use, but you will need to register or log in on via this [page](#) to read your book. Please note, our eBooks are not optimised for mobile phones and are best viewed on a computer, laptop, or tablet.

<https://home.oxfordowl.co.uk/reading/free-ebooks/>

Monkey Pen have a selection of free books.

<https://monkeypen.com/pages/free-childrens-books>

Book Trust - Here you can find lots of lovely interactive books to read online or watch with signing. There are classic children's stories that we think you and your family will love, including *Hairy Maclary from Donaldson's Dairy* by Lynley Dodd to *Owl Babies* by Martin Waddell and Patrick Benson, along with newer favourites such as Chris Haughton's *Oh No, George!* and *Everybunny Dance!* by Ellie Sandall.

<https://www.booktrust.org.uk/books-and-reading/have-some-fun/storybooks-and-games/>

Free and original stories for children.

<https://www.freechildrenstories.com/>

Writing

Wednesday 6th January 2020

Write as many words as you can that have these sounds – I have started you off.

ch	sh	th	ng
cheese	sheep	thin	ring

Write a sentence for each sound – don't forget capital letters and full stops.

1) _____

2) _____

3) _____

4) _____

Thursday 7th January

Write as many words as you can that have these sounds – I have started you off.

Thursday 7th January

Write as many words as you can that have these sounds – I have started you off.

<i>ai</i>	<i>ee</i>	<i>igh</i>	<i>oa</i>
<i>rain</i>	<i>bee</i>	<i>night</i>	<i>boat</i>

Write a sentence for each sound – don't forget capital letters and full stops.

1) _____

2) _____

3) _____

4) _____

Friday 8th January

Write the 3 longest sentences you can using all of these sounds – here's one I wrote...

A sheep ate cheese in the pouring
rain with a bee in a boat.

1) _____

2) _____

3) _____

(Don't forget capital letters and full stops

Monday 10th January

Write about something you got for Christmas. Try to use adjectives to describe it. Why did you like it?

Tuesday 11th January 2021

What are your New Year's Resolutions?

What would you like to get better at?

What new things would you like to try?

Wednesday 12th January 2021

What can you see out of your window?
Describe it. Use nouns and adjectives and
remember full stops and capital letters.

Thursday 13th and Friday 14th January 2021




























Write as many sentences as you can to describe yourself - what you look like, what you like to do, what your character is like? You will need them for our work next week.

Phonics & Spellings

Words to read and spell.

the	they	one
a	be	once
do	he	ask
to	me	friend
today	she	school
of	we	put
said	no	push
says	go	pull
are	so	full
were	by	house
was	my	our
is	here	
his	there	
has	where	
I	love	
you	come	
your	some	

My Phase 3 Sound Mat

j 	ch 	oo 	air 
v 	sh 	oo 	ure 
w 	th 	ar 	er 
x 	ng 	or 	
y 	ai 	ur 	
z 	ee 	ow 	
zz 	igh 	oi 	
qu 	oa 	ear 	

'igh' Spelling Activity

1. Trace over 'igh'.

igh igh igh igh igh
igh igh igh igh igh

2. Just add 'igh'.

h__

r__t

l__t

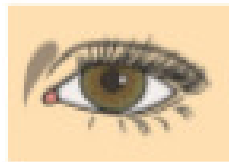
s__t

n__t

f__t

3. Write the correct 'igh' words under the pictures.













Year 1 Common Exemption Words Outline

Guess the Word

Can you fill in the missing letters in these common exception words?

t e

ur

o

so e

fu

t

pu

to a

m

o

p t

sa d

s

sch l

ays

fri nd

re

we e

on e

w s

o e

i

hou

is

c m

as

y

lov

our

wh r

t ey

t e e

b

e e

h

p sh

e

b

he

as

w

g

o

Powerful Adjectives

Add a powerful adjective into each gap to describe the noun.

Use the word bank below to help you.

1. The _____ earthquake shook the ground.
2. The people were _____ when the buildings shook.
3. The _____ island lay in the middle of the ocean.
4. The crowd were _____ after watching the film.
5. "I'm _____ by what I've done," admitted Cathy.
6. The _____ winner jumped for joy at the news.
7. The monster's attempts at hiding were _____.
8. Our new neighbours are _____.



Word Bank

terrified	flabbergasted	appalled	abysmal
menacing	exquisite	distraught	eccentric
shaken	marvellous	pathetic	delightful
astonished	magnificent	absurd	

Powerful Adjectives

Rewrite and improve these sentences by changing the bold adjective into a powerful and impressive description.

1. Janine was sitting in a **nice** chair.

2. Mum's new hairstyle was **bad**.

3. The weather today is **not nice**.

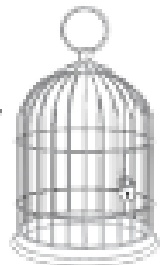
4. Lorna's new puppy was **cute**.

5. The story written by Fred was **good**.

6. Jake made some **silly** jokes at school today.

7. Barney's new computer was **fun** to play on.

8. The birds' cage was **dirty**.



Powerful Adjectives

Rewrite and improve these sentences by using powerful adjectives to describe each noun.

1. The lady was sitting in a chair.

2. My mum had a haircut.

3. The weather on the beach was blustery.

4. Lorna got a new puppy.

5. The story written by Fred was good.

6. We got on the coach to go on our school trip.

7. Miss Riley always tells jokes.

8. The birds played with their toys inside the cage.



What is a Proper Noun?

Common nouns are the general names for people, places, objects or animals.

Proper nouns are different as they name specific places/landmarks or people/characters (e.g. Benji the dog). They should always start with a capital letter. Months of the year, days of the week, some events/festivals and brand/company names are also considered to be proper nouns.

Can you sort these cards into two sets of common nouns and proper nouns? The proper nouns have deliberately been spelt using lower-case letters to make the task trickier!

Extra Challenges:

- Use some of the proper nouns in sentences - don't forget their capital letters.
- Turn all of the cards face down on your table and play matching pairs with a partner. Can you choose two common nouns or two proper nouns so that you can keep the cards?



visit twinkl.com

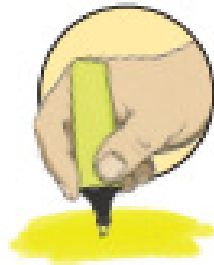


roald dahl	dog	lego	egg
christmas	diwali	september	friday
winter	week	author	scooby doo
wayne rooney	footballer	holiday	adidas

[illegible]

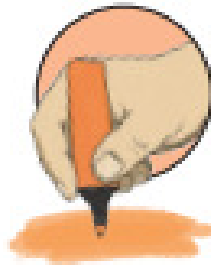
Recognising Nouns

Is it a
person?



highlight yellow

Is it a
place?



highlight orange

Is it a
thing?



highlight pink

Steven was getting ready for school. He brushed his teeth and ate his breakfast. He got his bag ready, put his jacket on and shouted 'see you later!' to his mum as he headed out the door and walked to the bus stop.

Steven met his friends, Kevin and Jim, at the bus stop and they waited for the bus together. Kevin and Jim lived quite close to Steven. Jim stayed in a house in Green Street, and Kevin lived in a flat on Sandy Road. They didn't wait too long for the bus to come. When the bus came, they gave the bus driver their money and went to find a seat. There were lots of people on the bus - it was very busy!

Steven's first class of the day was science. He liked science because his teacher, Miss Jackson, was very funny. At lunchtime, Steven went to the dinner hall to buy his lunch. He bought himself some pasta and an apple, and went to sit beside his friends.

After lunch, Steven, Kevin and Jim had art and then history. In history, they learned about William Wallace and about Scotland's past.

At home time, Steven and his friends walked to the bus stop to get the bus home. They were all tired after their busy day!

Expanded Noun Phrases

A noun is a person, place, thing or animal - e.g. cat, girl, Richard, town, table.
A noun phrase is a group of words that have a noun as a keyword.

the little girl



the cat



Expanded noun phrases add more detail to the noun:
the young, dark haired girl

Some sentences can have more than one noun phrase in them:

The young, dark haired girl played on the sandy beach.

Can you expand the noun phrases in these sentences?

**The boy played in the grass.
The cat climbed the tree.**



I can add adjectives to nouns to create expanded noun



1. Look at each sentence below. The noun phrases are very short. Can you improve the sentences by expanding the noun phrases, using the adjectives under each one? The first one has been done for you.

a) The red car drove down the long road.

red, long

b) The _____ woman climbed the _____ mountain.

brave, steep

c) There was a _____ spider crawling up the _____ wall.

brick, huge

d) The _____ children ate the _____ picnic.

delicious, hungry

e) The _____ cat chased the _____ mouse.

ginger, grey

I can add adjectives to nouns to create expanded noun



1. Look at each sentence below. The noun phrases are very short. Can you improve the sentences by expanding the noun phrases? The first one has been done for you.

- a) The car drove down the road.

The red sports car drove down the long, winding road.

- b) The woman climbed the mountain.

- c) There was a spider crawling up the wall.

- d) The children ate the picnic.

- e) The cat chased the mouse.
